

FC Distance Education Buzz – August 2020

Enhanced Student Support Resources

Orientation Workshops

There are two student workshops to prepare students for the fall semester.

[Becoming an Effective Online Learner](#) - lessons in organizing for online success, online study skills and time management, communication, and online reading strategies. Students can self-enroll from the Support Menu in Canvas.

[Canvas Student Orientation](#) – lessons on navigation and use of Canvas.

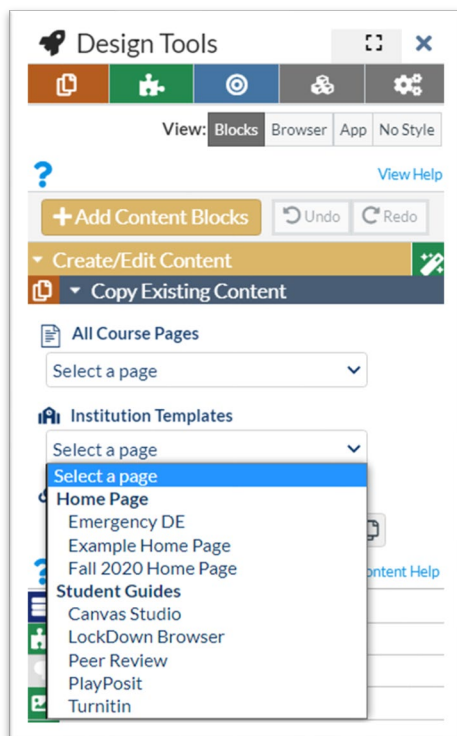
Want to make these a course requirement or offer extra credit? Create an assignment with a file upload as the submission type, and students can download their grades from each workshop and submit.

Four Ways to Access Canvas

The [Distance Education home page](#) has been updated to show four ways for students to access Canvas. A [handout version](#) is also available for you to attach in a welcome email to your students.

Student Guide Templates

In addition to the Design Tool home page templates, there are now student guides for Canvas Studio, PlayPosit, Turnitin, Peer Review, and Lockdown Browser. These templates can be quickly added to your course and edited to match your theme and add or remove information. The [home page template videos](#) will walk you through how to access the templates in your courses.



Faculty Support & Training Opportunities

Open Office Hours

Need some extra support getting ready for Fall? The Distance Education Office will have virtual office hours August 17 – 19, 2020. Drop in to our [Microsoft Teams Office](#) for questions and support Monday – Wednesday from 10 a.m. – 1 p.m.

Flex Day – Thursday, August 20

This year's fall flex day program is packed with sessions to help you with instruction in the online environment. Review the [Remote Fall Flex Day Program](#) and check back for the Zoom and Teams links on Wednesday, August 19.

Video Tools Training Course

Fullerton College has added two new video tools to Canvas - PlayPosit and Canvas Studio. You can now make all of your videos interactive!

Want to learn how to use these exciting new tools? Enroll in the [self-paced training](#).

Level Up Your Course Design

Learn how to use the Design Tool and Multi-Tool to enhance instructional design and streamline your workflow.

[Join the self-paced course](#) whenever you are ready to “Level Up”!

Other Tools

Pronto

Use Pronto for integrated communication in Canvas. This powerful tool increases faculty to student interaction and student to student interaction. Check out all Pronto has to offer:

[Canvas Pronto Integration](#)

[Pronto Notifications](#)

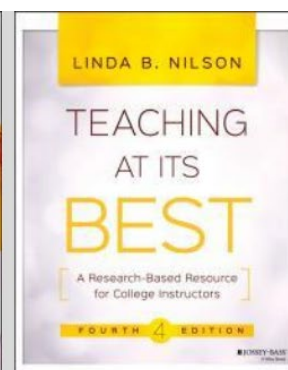


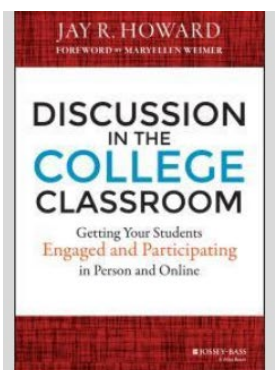
[Pronto Feature Overview for students](#)

Note: The administration tool is not yet active in Pronto, but it will be added soon.

Library Databases

The Fullerton College Library has added some new databases and trial databases. Use the [Database LibGuide](#) for a list of all of the library databases.

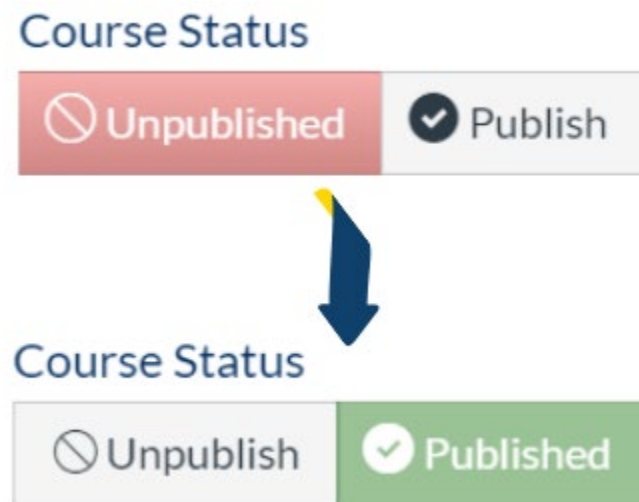
One of the trial databases is [E-book Central](#). This database has some excellent books on online pedagogy. You can read these online or download them.



- [Discussion in the College Classroom: Getting Your Students Engaged and Participating](#) by Jay R. Howard
- [Creating Engaging Discussions: Strategies for Avoiding “Cricket” in Any Size Classroom and Online](#) by Jennifer H. Herman and Linda B. Nilson
- [The Online Teaching Survival Guide: Simple and Practical Pedagogical Tips](#) by Judith V. Boettcher and Rita-Marie Conrad
- [Online Teaching at its Best](#) by Linda B. Nilson and Ludwika A. Goodson

Publishing Your Courses

You must publish a course before students can access it and its contents. Students cannot see unpublished courses and content. Also, if you want to email students or send announcements, your course must be published. You can publish a course, send an email, and unpublish a course if you have not entered grades. Check out the [Canvas Guides](#) for course publishing directions.



Cory’s Accessibility Corner

Each month, our Alternate Media Specialist, Cory Thomas, will share a quick accessibility tip.

Video Captioning

Now that all of our courses are delivered online, video captioning is more important than ever!

The Distance Education [Captioning Options](#) page has been updated to cover seven common captioning scenarios including new information about Canvas Studio and recorded Zoom lectures. If we have missed anything, or you need further assistance with any of the captioning options, send an email to cthomas@fullcoll.edu

Need Support? Still Have Questions?

The [Distance Education Office](#) is here to support you.

In addition to the DE office, your [Distance Education Division Representatives \(DEDRs\)](#) are available to help.